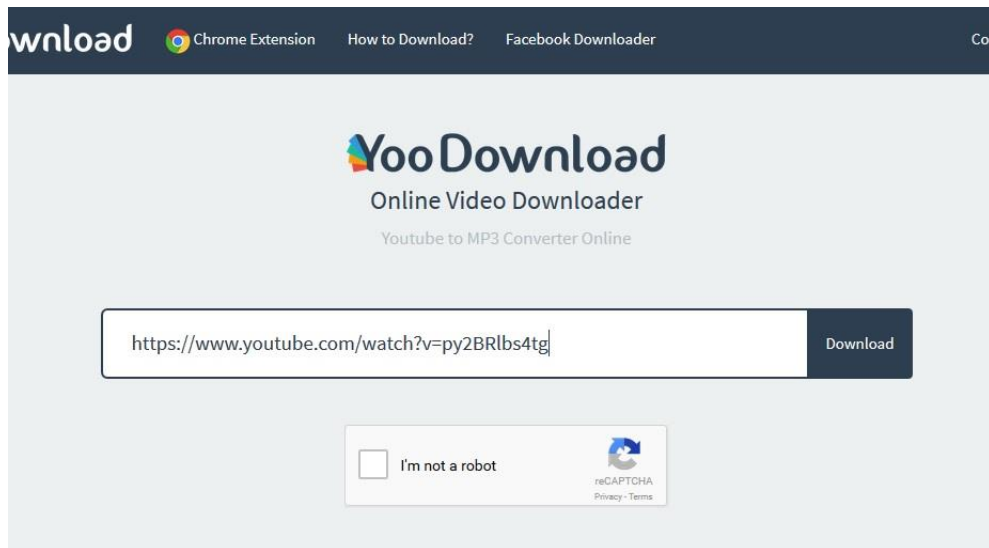



Saving a Youtube video to your USB

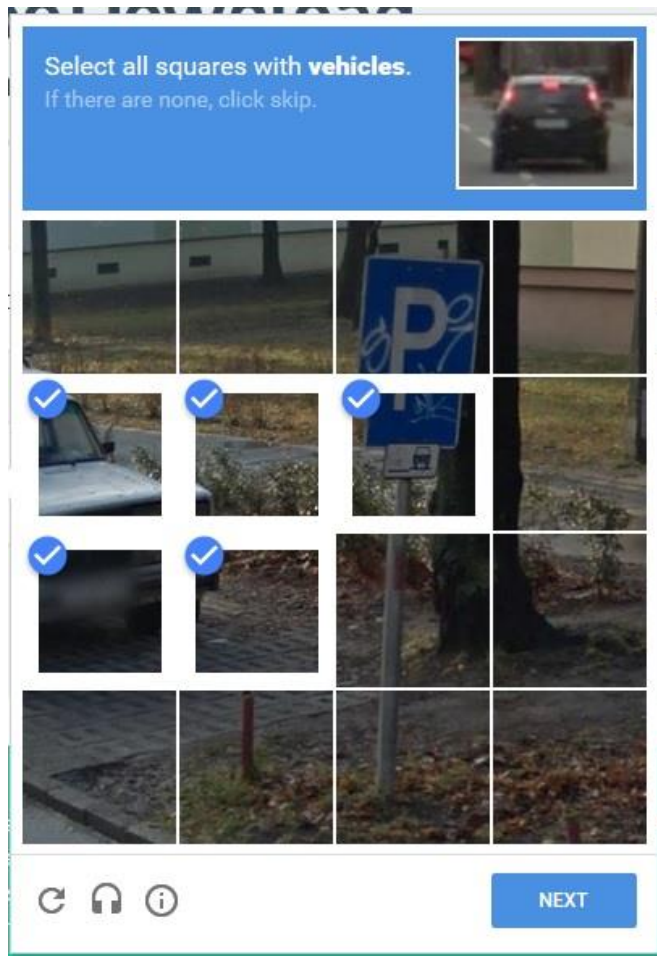
1. Open the site at <http://yoodownload.com/>
2. Go to Youtube and find the video you want to download. Remember to check if there is any Copyright laws attached to the video
3. Once you have found your video, copy the URL/address of the page you are on
4. Switch back to Yoo Download and paste the URL into the space provided, like the image below



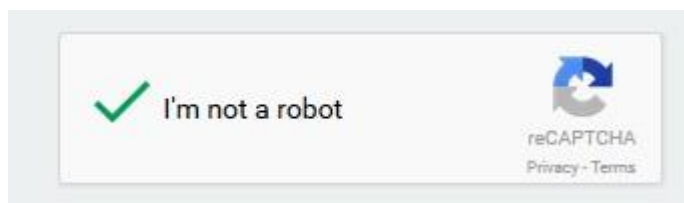
5. Now click in the box that says, I am not a robot, and you will get an image like the one I below



6. Looking at the picture above, I can see 5 squares that contain part of vehicles, so I select each square like the image on the next page



7. I then click Next, and if I was successful, I get the next image. Don't worry if you missed something, you will get another image to try.



8. Now click on the word that says Download which is at the right side of your URL you pasted earlier
9. This will take you to a new page, but look carefully and read the new page, you have options on video formats and sizes



BODY POSITIONING FOR DIRT RIDING : Cross Training Enduro Skills

👁	Quality	File Type	Size	Downloads
▶	Low Quality (144P)	3gp	unkown	Download
▶	Low Quality (180P)	3gp	unkown	Download
▶	Medium Quality (360P)	webm	unkown	Download
▶	Medium Quality (360P)	mp4	unkown	Download
▶	HD Quality (720P)	mp4	unkown	Download
	Convert to MP3	MP3	~	Download

10. I selected Medium Quality (360P) mp4. This ensures my video is less than 50 meg and still very watchable, then I clicked on the Download link.

Once downloaded, you can transfer the video to your USB and play from the USB any time without needing internet access.